



Flitwick Gardeners' Association



ANNUAL SHOW

The Annual Summer Vegetable and Flower Show
will be held in **FLITWICK VILLAGE HALL** on **Saturday 22nd AUGUST 2026**

TEAS AND LIGHT REFRESHMENTS AVAILABLE

ADMISSION FREE

PROGRAMME

STAGING OF EXHIBITS	From 9:00am to 11:30am
JUDGING	12 noon sharp
OPEN TO THE PUBLIC	3:00 pm
RAFFLE DRAW	3:55 pm

Autumn Show Schedule see Page 12

Entry Form for all classes must be handed in at one of the following addresses before 8pm. on the Friday prior to the show. After this entries will be late and must be handed direct to the Show Secretary who will use his discretion as to whether the entry can be accepted.

The Show Secretary – Mr Colin Stennett, 10 Salisbury Road (Contact No: 01525 716982)
Mr J-P Carter, 50 Lyall Close.

The Seed Box, Red Kite Road, off Steppingley Road, Flitwick.

Or via email to: FGASHOW@Flitwickgardeners.co.uk

SHOW RULES

1. All classes are open to members of the Association, their partners and to their children and grandchildren who are 16 years or under.
2. No exhibitor may stage more than 1 entry in each class, except for Class 99 (Wine) where a maximum of 2 entries are allowed.
3. Entry fees will be: Children's classes and Novice classes **FREE**
All other classes 10p
4. If there is not enough room to stage your exhibit – you **MUST NOT** move other already staged exhibits but ask the show secretary or one of the show stewards for assistance.
5. No exhibit to be shown in more than 1 class.
6. No more or less than the quoted number of each kind, variety (cultivar) to be entered.
7. **All roots to be washed and skins to be left in a natural state.** Garnishing allowed.
8. Photographs must not exceed 7 x 5 inches and should be un-mounted and not have a frame or a border.
9. Championship points will be awarded in Sections A, D and E (and at the discretion of the judges in Sections B and C) as follows: -
1st - 4 points; 2nd - 3 points; 3rd - 2 points; H.C. - 1 point.
10. The decision of the Judges will be final as to the merit of an exhibit.
11. Vases supplied by the Association must be used for all floral exhibits. Plates will also be supplied by the association for all fruit exhibits and if required vegetable exhibits. These will be available at the Hall on the day.

12. Judging will be in accordance with the Rules, Standards and Definitions contained in the Royal Horticultural Show Handbook, except where in this schedule it obviously does not apply. The RHS marking system of points may be used to discriminate between the merits of collections and in other vegetable classes when necessary. These points shall not be confused with the Championship points (rule 9).
13. Pot plants (classes 68-70) must have been in the exhibitor's possession for at least 6 months and must be exhibited in terracotta or plain plastic type pots.
14. Official cards corresponding with the exhibit will be supplied at the Hall on the day. These must be placed face down on the exhibit. **Please name the variety (cultivar) of your exhibit on the entry card, if known.**
15. All exhibits in sections A to E (inclusive) and L must be grown by the exhibitor in their garden or allotment. The show committee shall be authorised to visit any garden or allotment of any exhibitor.
16. A novice entering vegetables shall be a person who has not won a First Prize in any class in Section A (Vegetables) in a previous FGA Show or held the Novice Vegetable Trophy.
17. A novice entering flowers shall be a person who has not won a first Prize in Flower Classes 54 to 66 (inclusive) in Section D or held the Novice Flower Trophy.
18. Exhibits must be staged ready for judging by 11.45 am **PROMPT** on Show Day. All persons other than authorised officials must be out of the hall by 11.45 am.
19. All Cups and Trophies are for perpetual challenge and must be returned before the Annual show.
20. In the event of any dispute The Show Secretary's decision will be final.
21. Any member who has won the Banksian Medal in the last 2 years is not eligible to win this year's medal. People sharing in the cultivation of, and exhibiting from, the same garden / allotment as the member are also ineligible from winning the medal for the same period.
22. Creative Needlework – the article should be made by the Exhibitor and can cover any needlework such as Embroidery, Lacework or Cross-stitch. The only exclusion is an article of clothing.
23. Prepared Display Units for Flower classes 50 (Fuchsia florets) and 59 (French Marigold heads) are available on the day of the show supplied by the FGA or shown in your own display unit which must have a maximum size of 25cm x 20cm (length and width).
24. The Exhibitors name **must not** be visible on any exhibit prior to judging.

Trophies, Medals etc.

Trophy	Awarded For	2025 Winner
RHS Banksian Medal	Most points in Vegetable, Flower and Fruit Sections (see rule 9)	J-P Carter
Chairman's Trophy	Best Exhibit in Show (Chairman's choice)	Marie Tucker (Painting - class 101)
Vegetable Section		
The Wallspan Cup	Winner class 1 – Collection of 4 vegetables	Hamish Davidson
W.J.Billington Cup	Most points in classes 2- 5	Darren Pritchett
The Crawley Cup	Best in classes 6 + 7 (Potatoes)	Hamish Davidson
The Dix & Lawrence Cup	Best in classes 8 + 9 (French and Runner Beans)	Marie Tucker
David Hill Trophy	Best in classes 10 + 11 (Carrots)	Roland Taylor
Ron & Lorna Wallis Trophy	Winner class 13 (Parsnips)	Not Awarded
The Silicate Trophy	Best in classes 16 + 17 (Cabbages and Cauliflower)	Colin Stennett
Bill Corfe Memorial Cup	Best in class 18 (Marrows)	Hamish Davidson
Sonia Corfe & Jo Lacey Cup	Best in class 19 (Cucumber)	Roland Taylor
Ken & Betty Lane Trophy	Best in classes 20 + 21 (Tomatoes)	Roland Taylor
The F.G.A Vegetable Trophy	Most Points in the Vegetable Section	Hamish Davidson
K Sweetzer Trophy	Best Exhibit in Onion and Shallot Classes	Darren Pritchett (class 3)
The N.V.S Medal	Best Exhibit in the Vegetable Section	Darren Pritchett (class 3)
Novice Vegetable Section		
Whittamore Cup	Most points in the Novice Vegetable Section	George Stevenson
Novice Flower Section		
Rayner Cup	Most points in the Novice Flower Section	George Stevenson

Flower Section		
Aubrey Dix Cup	Best in classes 51 – 53 (vase flowering shrub / flowers)	Louise Mackie
George Field Memorial Sweet Pea Trophy	Best exhibit in class 54 (Sweet Peas)	Marie Tucker
Arthur Taylor Salver	Best in classes 55 + 56 (Gladiolus)	Richard Marriott
David & Joyce Empson Salver	Best in classes 57, 58 & 60 (Roses)	Marie Tucker
Flitwick Manor Cup	Best in class 62 (Pompon Dahlias)	Richard Marriott
Bernard & Pauline Knight Cup	Best in classes 62 –66 (Dahlias)	Richard Marriott
Hargreaves Fertilizers Trophy	Best in Classes 68 – 70 (Pot Plants)	Kath Stennett
Peter Swanwick Shield	Best in Classes 71 + 72 (Hanging Basket)	Not Awarded
Stella Hawkes Rosette	Most Scented Rose	Marie Tucker
Sid Clayton Salver	Most points in Flower Section	Richard Marriott
Fruit Section		
Peter & Sue Latter Shield	Most points in Fruit Section	Rebekah Holman
Home Produce Section		
Rod & Chris Mayhew Trophy	Winner class 79 (Men only)	Roger Holmes
Rod & Chris Mayhew Trophy	Best in Classes 80 - 82 (Cooking)	Ian Holman
Rod & Chris Mayhew Trophy	Best in classes 84 - 87 (Jams / Marmalade)	Sue Foster
Rod & Chris Mayhew Trophy	Best in classes 88 - 90 (Pickles & Chutney)	Colin Stennett
Children's Section		
Kath & Colin Stennett Medal	Best exhibit in Children's Section	George Stevenson
Homemade Wine Section		
John & Joan Street Trophy	Best exhibit in Homemade wine Section	Peter Jones
Handicraft Section		
Jane Saville Memorial Cup	Winner class 100 (An Embroidery article)	L. Shaw
FGA Art Trophy	Best exhibit in classes 101-102	Marie Tucker
Photographic Section		
Cliff White Trophy	Best exhibit in Photographic Section	Kath Stennett

Polite Reminders

Would members please use the designated tables in the hall for the staging of their exhibits and not the actual show tables, potentially disturbing entries already staged.

It is also essential that the anteroom is used for staging of floral entries rather than the main hall to prevent possible spillage of water in the hall.

Why not put an entry into our show?

We are always looking for new people to put exhibits into our show to make it bigger and better. It is not as daunting as it may seem and there are always people around on the day to offer help and make sure you enjoy the experience.






In our Annual show we have specific classes in the Vegetable and Flower sections for people that have never won a vegetable or flower class in one of *our* Annual shows - they are under the Novice headings. Of course, you can enter any, or all, of the classes in the schedule - the novice classes just mean you would not be up against people who have won classes before.

The show is meant to be fun, and most people simply show things that look good from their garden or allotment - so why not give it a try.

Horticultural classification of Dahlias

We quite often get asked by new exhibitors wanting to put their Dahlias into the show what class their dahlia fits into. The chart on the next page is our attempt to try and explain the differences between the different types of dahlias that have specific classes in our shows, using the RHS and National Dahlia Society descriptions. However, if in doubt do ask as there'll be someone who can advise.

There are other dahlia types, and they can be entered into the 'any other flower' class.

<p>Pompon Dahlias</p> 	<p>Class 62</p> <p>Pompon Dahlias have fully double blooms that resemble perfect miniature spheres. Their petals largely curl inwards towards the centre of the flower.</p> <p>For FGA class 62, the flower's diameter must not exceed 55 mm</p>
<p>Ball Dahlias</p> 	<p>Class 65</p> <p>Ball dahlias have fully double blooms, ball shaped or slightly flattened. Their petals are rounded at the tips, with margins spirally arranged and curl inwards towards the centre of the flower.</p> <p>Ball dahlias are larger than pompon dahlias, and tend to have slightly less tightly rolled petals</p>
<p>Decorative Dahlias</p> 	<p>Class 64</p> <p>Decorative Dahlias have double blooms showing no visible central disc in the flower. Their petals are generally broad, flat, blunt pointed at the tips and curl inwards towards the centre of the flower. The blooms of Decorative Dahlias are more open than Ball and Pompons</p>
<p>Cactus Dahlias</p> 	<p>Class 63</p> <p>Cactus Dahlias have fully double blooms known for their spiky petals. Their petals are usually pointed, narrow and curl outwards to the rear of the flower for the majority of their length.</p>
<p>Semi-Cactus Dahlias</p> 	<p>Class 63</p> <p>Semi-Cactus Dahlias have fully double blooms. Their petals are usually pointed, narrow and curl outwards to the rear of the flower for some of their length.</p> <p>Semi-cactus dahlias are entered in the same class as Cactus dahlias</p>

SCHEDULE OF CLASSES

SECTION A - VEGETABLE CLASSES

- 1 Collection of four different kinds of vegetables to be shown in a space
600 mm x 600 mm: Quantity -
6 Beans 6 Peas 3 Tomatoes 3 Potatoes or 2 of any other kind of vegetable
- 2 Three onions - maximum 75mm diameter - may be dressed
- 3 Three onions – over 75mm diameter - may be dressed
- 4 Nine shallots – over 30mm diameter
- 5 Three Leeks
- 6 Five potatoes - coloured - one variety (named if possible)
- 7 Five potatoes - white - one variety (named if possible)
- 8 Nine French beans
- 9 Nine runner beans
- 10 Three carrots - stump rooted * about 75mm foliage to be shown
- 11 Three carrots - pointed * about 75mm foliage to be shown
- 12 Three beetroots * about 75mm foliage to be shown
- 13 Two parsnips * about 75mm foliage to be shown
- 14 One lettuce - stem attached
- 15 Nine shallots - pickling size – maximum 30mm diameter
- 16 Two cabbages – 75 mm stem attached **and washed** (some outer leaves can be removed – but not too many).
- 17 One cauliflower - leaves trimmed and about 75 mm stem attached **and washed**
- 18 Two marrows - (ideally about 380mm long or 500 mm circumference for round cultivars)
- 19 Two cucumbers - outside or greenhouse grown
- 20 Five tomatoes - over 30 mm diameter
- 21 Five tomatoes - maximum 30 mm diameter
- 22 Three sticks of Rhubarb
- 23 Two sweet corn cobs (shown open along one side of each cob)
- 24 Two courgettes – ideally about 150mm long with flowers attached
- 25 Two Squashes
- 25a Peppers - 2 Sweet Peppers or 6 Chilli Peppers (with stalks attached)
- 26 Any other vegetable not eligible in above classes (2 or more items)
- 26a Collection of 3 Different Salad vegetables – maximum 5 items
For instance: 2 Tomatoes + 2 Beetroot + 1 Cucumber

SECTION B -VEGETABLE CLASSES -Novice (see rule 16) and Children ONLY

- 27 Three onions - may be dressed
- 28 Six runner beans
- 29 Three carrots * about 75 mm of foliage to be shown
- 30 Three beetroots * about 75 mm of foliage to be shown
- 31 Three potatoes of one variety
- 32 Three tomatoes
- 33 Any other vegetable not mentioned in above classes in Section B (2 or more items)

SECTION C - FLOWER CLASSES - Novice (see rule 17) and Children ONLY

- 35 One Rose
- 36 One vase of three stems of sweet peas
- 37 One vase of mixed flowers - staged for all round effect, may include foliage
- 38 One vase of three dahlias

SECTION D - FLOWER CLASSES

- 50 6 Florets of Fuchsia in prepared display unit (**see rule 23**)
- 51 One vase of three stems of flowering shrub
- 52 One vase of one distinct kind of annual
- 53 One vase of mixed flowers - staged for all round effect, may include foliage
- 54 One vase of seven stems of Sweet Peas
- 55 One vase of three spikes of Gladioli
- 56 One spike of Gladiolus
- 57 One Rose
- 58 One vase of three Roses - any variety
- 59 5 heads of French Marigold (Tagetes Patula) in prepared display unit (**see rule 23**)
- 60 One spray of Multi-headed Rose
- 61 One vase of three stems spray Chrysanthemums
- 62 One vase of three pompon Dahlias – not to exceed 55 mm diameter
- 63 One vase of three cactus or semi cactus Dahlias
- 64 One vase of three decorative Dahlias
- 65 One vase of three ball Dahlias
- 66 One vase of Dahlias – 2 varieties / 4 to 6 stems
- 67 One vase of any other flower - not eligible for any other class in section D, including other types of dahlias, and may include foliage
- 68 Pot Plant - foliage (**see Rule 13**)
- 69 Pot Plant - flower (**see Rule 13**)
- 70 Pot Plant – cactus or succulent (**see Rule 13**)

- 71 Hanging basket – any plant, may include Fuchsias. Planted for all round effect
- 72 Hanging basket - Fuchsias only Planted for all round effect
- 73 One Hydrangea Head

SECTION E - FRUIT CLASSES

All fruit shown with stalks - except apricots, nectarines, peaches, blueberries, and citrus fruits. Leaves may be used to decorate.

- 74 Nine individual soft fruits - of any one kind
- 75 Four dessert apples (**not to be polished**)
- 76 Four cooking apples (**not to be polished**)
- 77 Six plums
- 78 Any other fruit not eligible for any other class above
- 78a Collection of 3 Different Fruits – maximum 5 items (a sprig of Currants = 1 item)

SECTION F - HOME KITCHEN CLASSES

All cookery to your own recipes. All items will be tasted / sampled.

- 79 5 Shortbread Biscuits (homemade) - MEN ONLY
- 80 3 Chocolate Brownies (homemade)
- 81 3 Cheese Straws (homemade)
- 82 1 Loaf of Bread (homemade)
- 83 Three Cooked Beetroots - shown whole, not skinned
- 84 One jar of soft fruit jam
- 85 One jar of any other jam
- 86 One jar of curd or jelly
- 87 One jar of marmalade
- 88 One jar of pickles - onions or shallots
- 89 One jar of pickles – not onions or shallots
- 90 One jar of chutney

SECTION G - CHILDREN'S CLASSES

All your own work

- 91 3 Onions
- 92 Model made from Recycled Materials
- 93 3 Chocolate Crispy Cakes (your choice of cereal)
- 94 An Edible Necklace, excluding nuts (can be made from purchased items)
- 95 Flowers and / or Weeds in a Jam Jar
- 96 A Photograph of 'Close Up' max size 7x5 inches (**see rule 8**)
- 97 A Picture in any medium e.g. Drawing, Painting, Collage, Stickers etc.

SECTION H - HOMEMADE WINE CLASS

- 99 One bottle Please indicate the variety on a label.
Maximum 2 entries per Exhibitor

SECTION J - ARTS AND CRAFTS CLASSES

- 100 An article of Creative Needlework – **see Rule 22**
101 An original Painting (any media) - adult
101a An original Drawing - adult
102 Handmade greeting card – maximum size A5 (21 x 15cm)

SECTION K - PHOTOGRAPHIC CLASSES Max Size 7x5 inches (see Rule 8)

Your photographic interpretation of the following words:

- | | | | |
|-----|----------|-----|-------|
| 103 | Distance | 104 | Speed |
| 105 | Height | 106 | Time |

You can give your photographs a short explanatory title which you should write on both sides of the show card – not on the photograph.

SECTION L - MISCELLANEOUS CLASSES

- 107 A collection of cut culinary herbs of 4 varieties, may be tied **to be shown in a small glass supplied by the Association.**
Will be judged on condition and freshness as well as variety

AUTUMN SHOW SCHEDULE – Saturday 10th October 2026

FLITWICK VILLAGE HALL

Admission FREE

SHOW RULES

The rules of the Annual show shall apply to this show, except for Rule 2.

An Exhibitor may show up to 2 entries per class in the Autumn show

Children’s entries in classes 1 to 12 (inclusive) and 40 will be judged separately.

Entries via email to: FGASHOW@Flitwickgardeners.co.uk or to 10 Salisbury Road or at the show.

Children may enter any class, and in classes 1 to 12 their entry will be judged as a children’s class.

Staging of exhibits 12:30 pm to 2 pm.

Judging 2 pm to 3 pm.

Open to the Public - 3 pm – 4 pm

SCHEDULE of CLASSES

HEAVIEST AND LONGEST

- 1 Heaviest Marrow
- 2 Heaviest Onion
- 3 Heaviest Beetroot
- 4 Heaviest Carrot
- 5 Heaviest Cabbage
- 6 Heaviest Potato
- 7 Heaviest Tomato
- 8 Longest Runner Bean
- 9 Largest Sunflower Head
- 10 Heaviest Parsnip - **Jonathan Wilde Cup**
- 11 Smallest Ripe Tomato
- 12 Misshapen Vegetable
- 12a Heaviest Crop of potatoes from 1 tuber supplied by the FGA

VEGETABLES NSALG Trophy for most points in the following classes

- 13 Five Potatoes - White - One variety
- 14 Five Potatoes - Other than white - One variety
- 15 Two Marrows or Courgettes
- 16 Three Carrots
- 17 Two Leeks
- 18 Two Parsnips
- 19 Five Tomatoes
- 20 Three Onions
- 20a Any other Vegetable – 2 or more items

FLOWERS Cliff White Trophy – Best exhibit in Flower classes

- 21 Three stems of Spray Chrysanthemums
- 21a Three stems of single stem Chrysanthemums
- 22 Three Dahlias - Cactus or Semi-cactus
- 23 Three Dahlias - Decorative
- 24 Three Dahlias - Ball
- 25 Three Dahlias - Pompon – not to exceed 55 mm diameter
- 26 One Dahlia - any variety
- 27 One Rose – any variety
- 28 One Pot Plant - Flower
- 29 One Pot Plant - Foliage
- 30 One Vase of Mixed Foliage
- 31 One Vase of Flowering Shrub
- 32 One Vase of one distinct kind of flower
- 33 One Vase of Mixed Flowers

FRUIT All fruit shown with stalks - except apricots, nectarines, peaches, blueberries, citrus fruit and nuts. Leaves may be used to decorate.

- 34 Four Dessert Apples (**not to be polished**)
- 35 Four Cooking Apples (**not to be polished**)
- 36 Four Pears
- 37 Nine individual Soft fruit - of any one kind
- 38 A Bunch of Grapes
- 39 Any other fruit, including nuts, not covered in any other class in the schedule

PUMPKINS

- 40 Heaviest Pumpkin - **Jim Godden Trophy**
- 41 Decorated / Carved Pumpkin – children

MISCELLANEOUS

- 42 Homemade Christmas Card

YOUR COPY: DO NOT REMOVE

Flitwick Gardeners' Association Annual Show Entry Form.

Please ring the classes that you intend to enter.

10p per class, except classes 27-38 (inclusive) and children's classes

Members Name

Membership No.

1	2	3	4	5	6	7	8	9	10	11	12
13	14	15	16	17	18	19	20	21	22	23	24
25	25a	26	26a	27	28	29	30	31	32	33	35
36	37	38	50	51	52	53	54	55	56	57	58
59	60	61	62	63	64	65	66	67	68	69	70
71	72	73			74	75	76	77	78	78a	79
80	81	82	83	84	85	86	87	88	89	90	
99		100	101	101a	102	103	104	105	106	107	

Spouse's Name

1	2	3	4	5	6	7	8	9	10	11	12
13	14	15	16	17	18	19	20	21	22	23	24
25	25a	26	26a	27	28	29	30	31	32	33	35
36	37	38	50	51	52	53	54	55	56	57	58
59	60	61	62	63	64	65	66	67	68	69	70
71	72	73			74	75	76	77	78	78a	79
80	81	82	83	84	85	86	87	88	89	90	
99		100	101	101a	102	103	104	105	106	107	

Child's Name Age..... 91 92 93 94 95 96 97

Child's Name Age..... 91 92 93 94 95 96 97

Child's Name Age..... 91 92 93 94 95 96 97

ENTRY FORM

Flitwick Gardeners' Association Annual Show Entry Form.

Please ring the classes that you intend to enter.

10p per class, except classes 27-38 (inclusive) and children's classes

Members Name

Membership No.

1	2	3	4	5	6	7	8	9	10	11	12
13	14	15	16	17	18	19	20	21	22	23	24
25	25a	26	26a	27	28	29	30	31	32	33	35
36	37	38	50	51	52	53	54	55	56	57	58
59	60	61	62	63	64	65	66	67	68	69	70
71	72	73			74	75	76	77	78	78a	79
80	81	82	83	84	85	86	87	88	89	90	
99		100	101	101a	102	103	104	105	106	107	

Spouse's Name

1	2	3	4	5	6	7	8	9	10	11	12
13	14	15	16	17	18	19	20	21	22	23	24
25	25a	26	26a	27	28	29	30	31	32	33	35
36	37	38	50	51	52	53	54	55	56	57	58
59	60	61	62	63	64	65	66	67	68	69	70
71	72	73			74	75	76	77	78	78a	79
80	81	82	83	84	85	86	87	88	89	90	
99		100	101	101a	102	103	104	105	106	107	

Child's Name Age..... 91 92 93 94 95 96 97

Child's Name Age..... 91 92 93 94 95 96 97

Child's Name Age..... 91 92 93 94 95 96 97

Tips for Showing

Pick up a booklet from the Seed box of tips we have put together for displaying entries in all our shows. Some of the tips are described below.

- If class details state a maximum or minimum size, then you must ensure that **all** of the exhibits in your entry conform.
- If you are asked to leave some foliage, do not forget.
- When showing more than one specimen they should be as uniform as possible. This also applies to the “any other vegetable” class.
- When showing tomatoes leave a little stalk attached.
- When showing beans leave a little hook of stalk on each and should be as straight as possible.
- If you are showing jams or pickles etc. ensure that there is no brand name visible on the jar or lid that you use.
- To show shallots stand on a plate in a little sand. Onions can be shown stood on rings cut from toilet rolls or similar.
- Trim the roots of leeks, onions and shallots and make sure they are dry (particularly around the top)
- Regardless of length carrots with a rounded tip are ‘stump rooted’ whilst ‘pointed’ carrots taper to a point.
- After digging potatoes put into water so that dirt can be wiped off without damaging the skins.
- Vegetables should be clean but take care not to damage them.
- If you have any questions, then ask at the Seedbox or bring your potential exhibits along to the show where a committee member will always be happy to advise you.
- Apples should be shown with stalks downwards and not polished.